

# ETEK Products catalog\_24Q2

# Products list

## Power IC

LDO	P1~3
DCDC	P4~5
Charger	P6
ESD/EOS Protector	P7~9
OVP	P10~11
Load Switch	P12
Current Limit Switch	P12~13
Voltage Monitor	P13

## Other

Logic IC & MOSFET	P22~23
Products for Automotive	P24






## Signal & Sense IC

Analog Switch	P14
Level Shifter	P15
PD Controller	P15
I/O Expander	P16
Hall IC	P16~17
OPA	P17~18

## Display & LED Driver

Matrix LED Driver	P19~20
Direct Fun LED Driver	P20
LCD Matrix Driver	P21
Flash LED Driver	P21

## ■ Low VIN LDO

Part Number	Description	I <sub>OUT</sub> (A)	V <sub>OUT</sub> (V)	V <sub>IN</sub> (V)	V <sub>DROP</sub> (mV)	I <sub>Q</sub> (uA)	PSRR @1kHz(dB)	Noise (μV <sub>RMS</sub> )	Package (mm)
ET631XXYB	150mA Ultra Low I <sub>Q</sub> LDO	0.15	1.2~3.6, step 0.05	2.2~5.5	240@1.8V/0.15A	0.6	55	70	DFN4 (1x1)
ET632XXYB	300mA Ultra Low I <sub>Q</sub> LDO	0.3	1.1~3.6, step 0.05	2.2~5.5	450@1.8V/0.3A	2	55	70	DFN4 (1x1) SOT23-5
 ET633XXYB	300mA Ultra Low I <sub>Q</sub> LDO	0.3	1.2~3.6, step 0.05	2.2~5.5	450@1.8V/0.3A	0.6	55	70	DFN4 (1x1)
 ET634XXYB	250mA Ultra Low I <sub>Q</sub> LDO	0.25	1.2~3.6, step 0.1	1.8~5.5	450@1.8V/0.25A	0.8	62	80	DFN4 (1x1) DFN4 (0.8x0.8)
 ET515XXYB	300mA High PSRR LDO	0.3	1.2~3.3, step 0.05	2.0~6.0	250@2.8V/0.3A	42	75	70	DFN4 (1x1)
ET516XXYB	300mA High PSRR LDO	0.3	1.2~3.3, step 0.05	1.9~5.5	200@2.8V/0.3A	45	75	60	DFN4 (1x1) SOT23-5
ET531XXYB	300mA Ultra Low Noise LDO	0.3	1.2~4.5, step 0.1	1.9~5.5	110@3.3V/0.3A	15	80	10	DFN4 (1x1)
ET533XX	300mA High PSRR LDO	0.3	1.2~3.3, step 0.05	2.0~6.0	240@2.8V/0.3A	42	75	75	SOT23-5 SC70-5
ET536XXYB	300mA Low Noise LDO	0.3	1.2~3.3, step 0.05	1.8~6.0	200@1.8V/0.3A	45	78	20	DFN4 (1x1)
ET542XXY1B	400mA Low Output Voltage LDO	0.4	0.7~3.8, step 0.01	1.1~5.0	400@1.2V/0.4A	55	80	40	DFN4 (1x1)
 ET540XXY1B	500mA Low Output Voltage LDO	0.5	0.5~2.8, step 0.01	1.1~5.0	430@1.05V/0.5A	55	80	40	DFN4 (1x1)
ET553XX ET553ADJ	500mA Low Dropout LDO	0.5	1.0~3.6, step 0.05	1.9~5.5	350@1.8V/0.5A	50	80	20*V <sub>OUT</sub>	DFN4 (1.2x1.2) SOT23-5/DFN6
 ET551XX ET557XX	800mA Low Dropout Bias Rail LDO	0.8	0.8~3.6, ADJ	0.8~5.5	240@1.2V/0.8A	80	80	50*V <sub>OUT</sub>	DFN4/DFN6 (1.2x1.2)
ET5A0XXYB ET5A0ADJ	1A Low Dropout LDO	1.0	1.0~4.3, ADJ, step 0.05	1.8~5.5	135@3.3V/1A	110	70	50	DFN8 (1.2x1.6) DFN6(2x2)

## ■ Low VIN LDO

Part Number	Description	I <sub>OUT</sub> (A)	V <sub>OUT</sub> (V)	V <sub>IN</sub> (V)	V <sub>DROP</sub> (mV)	I <sub>Q</sub> (uA)	PSRR @1kHz(dB)	Noise (μV <sub>RMS</sub> )	Package (mm)
ET5A2ADJZB	1A Low Dropout Bias Rail LDO	1.0	0.5~3.0, ADJ	0.8~5.5	40@1.05V/1A	35	75	30*V <sub>OUT</sub>	CSP6 (0.4 pitch)
ET5A3ADJZB	1A Low Dropout Bias Rail LDO	1.0	0.5~3.0, ADJ	0.8~5.5	40@1.05V/1A	100	75	30*V <sub>OUT</sub>	CSP6 (0.4 pitch)
ET5A5ADJZB	1.5A Low Dropout Bias Rail LDO	1.5	0.5~3.0, ADJ	0.8~5.5	120@1.05V/1.5A	50	70	60*V <sub>OUT</sub>	CSP6 (0.4 pitch)
ET5B0XX	2A, Low-noise(6μVRMS) LDO Voltage Regulator	2.0	0.8~3.95, ADJ	1.1~5.5	125@0.8V/2A	2800	40	6	QFN20(5x5)
ET5C108	3A Low Dropout Bias Rail LDO	3.0	0.8~3.6, ADJ	0.8~5.5	95@0.8V/3A	1300	75	18*V <sub>OUT</sub>	DFN10 (3x3)

## ■ High Voltage LDO

Part Number	Description	I <sub>OUT</sub> (A)	V <sub>OUT</sub> (V)	V <sub>IN</sub> (V)	V <sub>DROP</sub> (mV)	I <sub>Q</sub> (uA)	PSRR @1kHz(dB)	Noise (μV <sub>RMS</sub> )	Package
ET5H1XX	150mA Low I <sub>Q</sub> High Input LDO	0.15	1.8/2.5/2.8/ 3.0/3.3/5.0	3.0~30	720@5.0V/0.15A	1.5	50	90	SOT23 / 89-3 SOT23-5
ET5H2XX	300mA Low I <sub>Q</sub> High Input LDO with EN	0.3	1.8/2.5/2.8/ 3.0/3.3/5.0	2.5~36	900@5.0V/0.3A	2.5	60	100	SOT23 / 89-3 SOT23-5
ET5H5XX	300mA Low I <sub>Q</sub> High Input LDO with EN	0.3	1.8/2.8/3.0/ 3.3/5.0/12.0	3.0~40	1000@5.0V/0.3A	2.8	52	30*V <sub>OUT</sub>	SOT23 / 89-3 SOT23-5
ET5H6ADJ	300mA High PSRR High Input LDO with EN	0.3	ADJ 1.0~5	3.0~24	600@3.3V/0.3A	50	90	70	SOT23-5/89-5 DFN6
ET5H7XX	300mA High Input Very-Low IQ LDO	0.3	1.8/2.8/3.0/ 3.3/5.0/12.0	2.8~60	1200@5.0V/0.3A	3	75	100	SOT23 / 89-3 SOT23-5
ET5HAXX	1A High Input LDO	1.0	Fixed /ADJ	2.7~20	450@5.0V/1A	160	80	30*V <sub>OUT</sub>	SOT-223 / 89 DFN6
ET6H3XX	300mA Low I <sub>Q</sub> High Input LDO with EN	0.3	1.8/2.5/2.8/ 3.0/3.3/5.0	2.8~45	900@5V/0.3A	3.0	70	150	SOT23 / 89-3 SOT23-5

## ■ High Voltage LDO

Part Number	Description	I <sub>OUT</sub> (A)	V <sub>OUT</sub> (V)	V <sub>IN</sub> (V)	V <sub>DROP</sub> (mV)	I <sub>Q</sub> (uA)	PSRR @1kHz(dB)	Noise (μV <sub>RMS</sub> )	Package
ET7H1XX	200mA Low Drop High Input LDO with EN	0.2	1.8/2.5/2.8/3.0/3.3/5.0	2.5~16	700@1.8V/0.2A	1.0	45	100	SOT23 / 89-3 SOT23-5
ET7H2XX	200mA Low Drop High Input LDO with EN	0.2	1.8/2.5/2.8/3.0/3.3/5.0	2.5~16	700@1.8V/0.2A	35	50	100	SOT23 / 89-3 SOT23-5
ET1117	1A Bipolar LDO	1.0	1.8/3.3/5.0/ADJ	Max15	1300@5V/1A	2000	65	<200	SOT-223
ET7805	500mA Low I <sub>Q</sub> LDO	0.5	5.0V	Max15	720@5V/0.5A	1.5	40	/	TO220-3

## ■ Multichannel LDO

Part Number	Description	I <sub>OUT</sub> (A)	V <sub>OUT</sub> (V)	V <sub>IN</sub> (V)	V <sub>DROP</sub> (mV)	I <sub>Q</sub> (uA)	PSRR @1kHz(dB)	Noise (μV <sub>RMS</sub> )	Package (mm)
ET515DXXYB	Dual 150mA LDO	0.15x2	1.2~3.6, step 0.1	1.6~5.5	250@2.8V/0.15A	40x2	70	60	DFN6 (1.2x1.2)
ET5914	4CH LDO with I <sup>2</sup> C Control	1.0x1	0.798~1.8	1.0~2.0	70@1.2V/0.8A	80	80	25	CSP16
		0.3x3	1.8~4.35	2.7~5.5	90@1.8V/0.3A		80	30	
ET5904	4CH LDO with I <sup>2</sup> C Control	0.8x2	0.6~1.8	0.6~2.0	105@1.2V/0.8A	85	75	50	DFN10 (2x2)
		0.3x2	1.2~4.3	3.0~5.5	90@2.8V/0.3A		92	8	
ET5907	7CH LDO with I <sup>2</sup> C Control	1.2x2	0.6~1.8	1.0~2.0	80@1.1V/0.8A	150	80	30	CSP20 (0.35 pitch)
		0.4x5	1.5~3.75	1.9~5.5	85@2.8V/0.3A		92	10	
ET5917	7CH LDO with I <sup>2</sup> C Control	1.5x2	0.496~1.8	0.6~2.0	100@1.2V/1.5A	120	80	30	CSP20 (0.35 pitch)
		0.6x5	1.38~3.412	1.8~5.5	110@2.8V/0.6A		90	10	

## ■ Buck DC- DC

Part Number	Description	I <sub>OUT</sub> (A)	V <sub>OUT</sub> (V)	V <sub>IN</sub> (V)	I <sub>Q</sub> (uA)	Efficiency (%)	Frequency (MHz)	Package (mm)
ET8121	17V/2A Sync. Buck Regulator, ACOT structure	2.0	ADJ 0.76~7.0	4.5~17	420	>95	0.58	SOT23-6
ET8123	17V/2A Sync. Buck Regulator, ACOT structure	2.0	ADJ 0.76~7.0	4.5~17	220	>95	0.58	SOT-563
ET8131	17V/3A Sync. Buck Regulator, ACOT structure	3.0	ADJ 0.76~7.0	4.5~17	420	>95	0.58	SOT23-6 SOT-563
ET81311	17V/3A Sync. Buck Regulator, ACOT structure	3.0	ADJ 0.76~7.0	4.5~17	220	>95	0.58	SOT23-6
ET8132	17V/3A Sync. Buck Regulator, ACOT structure	3.0	ADJ 0.76~7.0	4.5~17	300	>95	1.0	SOT23-6
ET8141	17V/4A Sync. Buck Regulator, ACOT structure	4.0	ADJ 0.76~7.0	4.5~17	300	>95	0.58	SOT23-6
ET8134	38V/3A Sync. Buck Regulator, ACOT structure	3.0	ADJ 0.923~7.0	4.5~38	300	>93	0.5	ESOP8
ET8307	Ultra-Low I <sub>Q</sub> Buck Regulator	0.6	ADJ 0.7~3.3	2.2~5.5	0.36	>94	1.2	CSP8 (0.4 pitch)
ET8330A	Programmable Buck Regulator With I <sup>2</sup> C Interface	3.0	ADJ 0.5~1.3	2.5~5.5	30	>90	2.4	CSP15 (0.4 pitch)

## ■ Boost DC- DC

Part Number	Description	I <sub>OUT</sub> (A)	V <sub>OUT</sub> (V)	V <sub>IN</sub> (V)	I <sub>Q</sub> (uA)	Efficiency (%)	Frequency (MHz)	Package (mm)
ET82097X	Ultra Low I <sub>Q</sub> Boost Regulator	0.3	2.5/3.0/3.3/3.6/ 4.5/5.0	0.7~5.5	0.5	>93	Adaptive	SOT23-5
ET82099	Ultra Low I <sub>Q</sub> Boost Regulator	0.3	ADJ:1.8~5.5	0.7~5.5	0.5	>93	Adaptive	CSP6/DFN6 SOT23-6
ET820982	Low I <sub>Q</sub> Boost Regulator with LDO	0.1	VMAIN:3.3V VSUB:2.8V	0.7~4.5	4.0	>93	Adaptive	DFN6 (1.5x1.5)
ET8210	Fixed 5.4V V <sub>OUT</sub> Sync. Boost	1.0	5.4/5.0 Typ	2.7~4.8	75	>94	2.50	DFN8

## ■ Boost DC- DC

Part Number	Description	I <sub>OUT</sub> (A)	V <sub>OUT</sub> (V)	V <sub>IN</sub> (V)	I <sub>Q</sub> (μA)	Efficiency (%)	Frequency (MHz)	Package (mm)
ET8215	Fixed 5.0 V <sub>OUT</sub> Sync. Boost	1.0	5.0 Typ	2.7~4.8	75	>94	2.50	CSP9
ET8280	Boost with Bypass Mode	3.0	ADJ:2.85~5.0	2.2~5.5	50	>96	1.7	WLCSP16
ET8203	Low I <sub>Q</sub> Boost Regulator integrated inductor	0.3	ADJ:1.8~5.5	0.7~5.5	0.5	>93	Adaptive	FCDFN6 (2.5x2.0)
ET8216	1A Boost integrated inductor	1.0	5.0 Typ	2.7~5.0	75	>94	2.50	FCDFN9 (2.8x2.6)

## ■ Multichannel DC- DC for AMOLED Power

Part Number	Description	I <sub>OUT</sub> (mA)	V <sub>OUT</sub> (V)	V <sub>IN</sub> (V)	Efficiency (%)	Ripple (mV)	Package (mm)
ET1206	Dual Outputs Switching Regulator for AMOLED Power	50	+ 4.6	2.9~4.8	>87	≤10	CSP15 (0.4 pitch)
		50	-0.6 ~ -2.4			≤15	
ET1210	3CH Outputs Switching Regulator for AMOLED Power	650x2	4.6V / -1.0~-6.6V	2.9~5.5	>90	≤20	CSP25 (0.4 pitch)
		150	6.9~7.9V				

## ■ Charge Pump

Part Number	Description	I <sub>OUT</sub> (mA)	V <sub>OUT</sub> (V)	V <sub>IN</sub> (V)	Package (mm)
ET1202	Charge Pump Boost X1.5/X2/X3 mode and 15mA output	± 15	±4.5~±6.0	2.3~3.8	TDFN12 (2.4x2.4)
ET2110	Charger Pump Boost 5V/100mA output	100	5.0 TYP	2.7~5.0	SOT23-6 DFN6

## ■ Li-Battery Charger

Part Number	Description	V <sub>OREG</sub> (V)	I <sub>OCHRG</sub> (mA)	V <sub>IN Max</sub> (V)	Features	V <sub>BUS OVP</sub> (V)	Package (mm)
ET95101	High-accuracy Linear Charger	4.2 ± 1%	Max 250	30	TTDM, Low leakage Current, High Accuracy	6.5	CSP6 (0.4 pitch)
ET9513C	High-accuracy Linear Charger with USB Mode	4.175/4.314 ± 0.5%	Max1.2A	28	USB100 / 500 Mode Factory Mode	6.9	DFN10 (3x2)
ET9515	Linear Charger IC with OVP	4.35/4.2 ± 1%	Max1.1A	30	Not Need MCU Control, Power and CHG State	6.8/10.5	DFN8/QFN10 SOT23-6
ET95152	Linear Charger IC with OVP	4.35/4.2 ± 1%	Max1.1A	30	Not Need MCU Control, CHG State	6.8/10.5	DFN10
ET9562	Linear Charger with Path Management	3.6~4.545	Max 512	24	I <sup>2</sup> C Setting Parameters High Accuracy	6.0	CSP9 (0.5 pitch)
ET9563	Linear Charger with Path Management and UART	3.6~4.6	Max 510	20	I <sup>2</sup> C Setting Parameters High Accuracy	6.0	CSP12 (0.4 pitch)
ET9580	Buck-Boost Converter with Accurate Charge Current	3.0~5.2	Max 700	6.0	Buck-Boost Converter, Cooperate with ET9563	5.3/5.5	CSP15 (0.4 pitch)



## ■ VBUS Port TVS

Part Number	Description	V <sub>RWM</sub> (V)	V <sub>BR@1mA</sub> (V)	V <sub>C@IPP</sub> 8/20(V)	I <sub>PP</sub> 8/20(A)	Package
ES24P4N3	Uni-directional, Low Clamping Voltage, 6500W TVS	24	25	32	200	DFN2020-3L
ES26P4M	Uni-directional, Low Clamping Voltage, 3600W TVS	26	28	33	100	DFN1616-2L
ES26P4NA	Uni-directional, 6000W TVS	26	28	49	120	DFN2020-2L
ES30P4N3LX	Uni-directional, Low Clamping Voltage, 6270W TVS	30	31	36	165	DFN2020-3L
ES30P4N3HX	Uni-directional, Low Clamping Voltage, 5000W TVS	30	30.5	34.5	200	DFN2020-3L

## ■ VBAT Port TVS

Part Number	Description	V <sub>RWM</sub> (V)	V <sub>BR@1mA</sub> (V)	V <sub>C@IPP</sub> 8/20(V)	I <sub>PP</sub> 8/20(A)	Package
ES45DPF-BHX	Bi-directional, 450W TVS	4.5	4.6	10	45	DFN1006-2L
ES4850DFHX	Uni-directional, 550W TVS	4.85	5	9.0	50	DFN1006-2L
ES55DFHX	Uni-directional, 550W TVS	5.5	5.7	9.0	50	DFN1006-2L
ES45D3HP	Uni-directional, 1500W TVS	4.5	5	15	100	SOD323F
ES05DPX	Uni-directional, 2040W TVS	5.0	5.4	10	170	DFN1610-2L
ES6V3DPX	Uni-directional, 2170W TVS	6.3	7.0	12	155	DFN1610-2L
ES10DPXM	Uni-directional, 3200W TVS	10.0	10.4	18.5	160	DFN1610-2L

## ■ Type-C CC/SBU Port TVS

Part Number	Description	V <sub>RWM</sub> (V)	C <sub>J</sub> (pF)	V <sub>C@IPP</sub> 8/20(V)	I <sub>PP</sub> 8/20(A)	R <sub>D</sub> (Ω)	Package
ES79DFVXM	Uni-directional, Low Clamping Voltage TVS	7.9	290	14	45	0.05	DFN1006-2L
ES09DFX	Uni-directional, Low Clamping Voltage TVS	9.0	260	15.5	40	0.09	DFN1006-2L
ES12DFX	Uni-directional, Low Clamping Voltage TVS	12.0	187	21.5	32	0.16	DFN1006-2L
ES15DFCX	Uni-directional, Low Clamping Voltage TVS	15.0	180	24.5	28	0.10	DFN1006-2L
ES20DFX	Uni-directional, Low Clamping Voltage TVS	20.0	90	28	33	0.3	DFN1006-2L

## ■ HDMI/D+ D- Port TVS

Part Number	Description	V <sub>RWM</sub> (V)	C <sub>J</sub> (pF)	V <sub>C@IPP</sub> 8/20(V)	I <sub>PP</sub> 8/20(A)	CH	Package
ES052R2PL	Array Low Cap TVS	5	0.5	10.5	4	2-Line	DFN1610-6L
ES332R2PA	Array Low Cap TVS	3.3	0.8	10	5	2-Line	DFN1610-6L
ES334RTBP	Array Low Cap TVS	3.3	0.22	6.5	5.5	4-Line	DFN2510-10L
ES334RTPH	Array Low Cap TVS	3.3	0.35	4.5	8	4-Line	DFN2510-10L
ES05DUCFM	Low Cap TVS	5.0	1.0	11	8	1-Line	DFN1006-2L
ES15DUCFM	Low Cap TVS	15.0	1.2	18	8	1-Line	DFN1006-2L
ES3314DUCFBM	Bi-directional, Low Cap TVS	3.3/14	0.7	10/18	12/8	1-Line	DFN1006-2L

■ ESD Protect TVS

Part Number	Description	$V_{RWM}$ (V)	$C_J$ (pF)	$V_C@I_{PP}$ 8/20(V)	$I_{PP}$ 8/20(A)	ESD (KV)	Package
E25DFB	General ESD Protection TVS	2.5	10	8	7	30	DFN1006-2L
E33DFB	General ESD Protection TVS	3.3	10	9	7	30	DFN1006-2L
ES03DMSBHX	General ESD Protection TVS	3.3	22	8	12	30	DFN0603-2L
E05DFBH	General ESD Protection TVS	5.0	14	7.5	9	39	DFN1006-2L
ES05DMSBX	General ESD Protection TVS	5.0	20	8	10	30	DFN0603-2L

## ■ OVP

Part Number	Description	Built-in TVS (V)	V <sub>IN</sub> (V)	Fixed V <sub>OVP</sub> (V)	Adj V <sub>OVP</sub> (V)	I <sub>OUT</sub> Max(A)	R <sub>ON</sub> (mΩ)	I <sub>Q</sub> (uA)	T <sub>OFF-RES</sub> (ns)	Package (mm)
ET9528	Fixed OVP with OCP	/	2.5~36	6.1	/	2.5	110	110	150	SOT23-6
ET9611Y	Fixed OVP with OCP	/	2.5~36	6.1	/	2.5	100	110	150	DFN4 (1.2x1.6)
ET9612Y	Fixed OVP with OCP	/	2.5~36	6.1	/	1.1	100	110	150	DFN4 (1.2x1.6)
ET9523C	OVP with ADJ OVLO	/	2.5~36	14/10/6.8	4~20	4.0	29	90	50	CSP6 (0.4 pitch)
ET9540CL	Low R <sub>ON</sub> OVP with FLAG	100	2.5~28	6.8	4~20	4.5	30	95	50	CSP12 (0.4 pitch)
ET9555M	Low R <sub>ON</sub> OVP with BUS_DET Output	100	2.5~28	12.1	4~24	6.0	12.5	150	50	CSP12 (0.4 pitch)
ET9650M1	Ultra Low R <sub>ON</sub> OVP with FLAG	100	2.5~28	10.5	4~24	6.0	15	90	50	CSP12 (0.4 pitch)
ET9640	Ultra Low R <sub>ON</sub> OVP with FLAG	100	2.5~28	13.75	4~20	7.0	8	150	80	DFN10 (3x3)
ET9640A	Ultra Low RON OVP with FLAG	100	2.5~28	13.75	4~20	7.0	9	150	80	DFN8 (2x2)
ET9639L	Ultra Surge Protection OVP with BUS_DET Output	200	2.3~28	5.95	4~22	4.8	35	150	80	CSP12 (0.4 pitch)
ET9668	Ultra Surge Protection OVP with Low R <sub>ON</sub>	200	2.8~28	21.9/12.4	/	6.0	9	95	50	CSP20 (0.4 pitch)

## ■ OVP With RCB

Part Number	Description	Built-in TVS (V)	V <sub>IN</sub> (V)	V <sub>OVP</sub> (V)	Adj V <sub>OVP</sub> (V)	I <sub>OUT</sub> Max(A)	R <sub>ON</sub> (mΩ)	I <sub>Q</sub> (uA)	T <sub>OFF-RES</sub> (ns)	Package
ET9631	OVP with RCB and Adjustable OVLO	100	Max 36	ADJ	4~23	5.0	30	75	23	CSP15 (0.4 pitch)
ET9902	OVP with OTG Function and Wireless Enable Control	100	Max 28	13/17	/	5.0	23	140	100	CSP20 (0.4 pitch)
ET9918B	OVP for Wireless with RCB and Current Indicator	/	Max29	14.5	4~20	5.0	23	100	70	CSP12 (0.4 pitch)
ET9919B	OVP for Wireless with RCB and Current Indicator	/	Max36	14.5	4~20	4.0	38	100	70	CSP12 (0.4 pitch)

## ■ Load Switch

Part Number	Description	V <sub>IN</sub> (V)	I <sub>Q</sub> (uA)	I <sub>OFF</sub> (uA)	I <sub>OUT</sub> Max(A)	I <sub>SD_OUT</sub> (uA)	R <sub>ON</sub> (mΩ)	En Logic	RCB	Package (mm)
ET3137	2.2A Switch with Low I <sub>Q</sub>	1.2~5.5	0.1	0.5	2.2	/	40	L	N	CSP4 (0.4 pitch)
ET3138	2.2A Switch with Low I <sub>Q</sub>	1.2~5.5	0.5	0.1	2.2	/	40	H	N	CSP4 (0.4 pitch)
ET3148A	3A Switch with TRCB	1.5~6.0	11	≤1	3.5	2	23	H	Y	CSP6 (0.5 pitch)
ET3153	6A Bidirectional Battery Switch	2.3~5.5	≤1	≤1	6.0	1	6	L	N	CSP12 (0.4 pitch)
ET3158A	3A Switch with TRCB	1.5~6.0	10	≤1	3.0	2	55	H	Y	DFN4 (1.2x1.6)
ET3159	3A Switch with TRCB with Auto Discharge	1.5~6.0	10	≤1	3.0	2	65	H	Y	DFN4 (1.2x1.6)
ET3562	3A Switch with RCB and Auto Discharge	1.0~5.5	0.50	0.1	4.0	0.30	35	H	Y	CSP4 (0.5 pitch)
ET3565	4A Switch with RCB	1.0~5.5	0.40	0.1	4.0	0.04	14	H	Y	CSP6 (0.5 pitch)

## ■ Load Switch

Part Number	Description	V <sub>IN</sub> (V)	I <sub>Q</sub> (uA)	I <sub>OFF</sub> (uA)	I <sub>OUT</sub> Max(A)	I <sub>SD_OUT</sub> (uA)	R <sub>ON</sub> (mΩ)	En Logic	RCB	Package (mm)
ET3161	Low Input Quick Rise 6A Switch	V <sub>BIAS</sub> 3~5.5 V <sub>IN</sub> 0.8~3.5	≤1	≤0.4	6.0	/	4.8	H	N	DFN8 (3x3)
ET3164	10A, 4mΩ Load Switch with Rise Time ADJ	V <sub>BIAS</sub> 1.5~5.5 V <sub>IN</sub> 0.1~5.5	10	0.1	10	/	4.0	H	N	WQFN10 (1.5x2.0)
ET3168	1.5A Switch with QOD control	1.6~5.5	8	0.02	1.5	1	90	H	Y	SOT23-6
ET3172	Dual-channel 3A Current limit Switch with Discharge	V <sub>BIAS</sub> 1.85~5.5 V <sub>IN</sub> 0.5~5.5	3.0	≤1	3.0	2	20	H	Y	FCQFN8
ET3176	Dual 6A load switch	V <sub>BIAS</sub> 2.5~5.7 0.6~V <sub>BIAS</sub>	22	≤2.3	6.0	/	16	H	N	DFN14L (3x2)
ET3166	6CH Load Switch with I <sup>2</sup> C Control	1.2~5.5	≤1	≤1	2.0x6CH	1	52	H	Y	CSP16 (0.35 pitch)

## ■ Current Limit Switch

Part Number	Description	V <sub>IN</sub> (V)	I <sub>Q</sub> (uA)	I <sub>SHDN</sub> (uA)	I <sub>LIMIT</sub> Typ(A)	R <sub>ON</sub> (mΩ)	En Logic	RCB	Package
ET20155	Fixed Current Limited Switch	2.5~5.5	25	0.1	0.25	300	H	Y	SC70-6
ET2016X	Fixed Current Limited Switch	2.5~5.5	25	0.1	0.85~2.9 option	80	H	Y	SOT23-5
ET2016	ADJ Current Limited Switch	2.5~5.5	25	0.1	ADJ, 0.4~2.5A	60	H	Y	SOT23-6
ET2016A	ADJ Current Limited Switch	2.5~5.5	25	0.1	ADJ, 0.4~2.5A	80	H	Y	SOT23-5
ET2016B	ADJ Current Limited Switch	2.5~5.5	25	0.1	ADJ, 0.275~2.7	60	H	Y	SOT23-6
ET2016C	ADJ Current Limited Switch	2.5~5.5	25	0.1	ADJ, 0.2~2.1	60	H	Y	SOT23-6
ET2095	RCB Load Switch with OVP and ADJ OCP	2.5~5.5	65	0.1	ADJ, 0.05~2.5A	100	H	Y	CSP9

## ■ Current Limit Switch

Part Number	Description	V <sub>IN</sub> (V)	I <sub>Q</sub> (uA)	I <sub>SHDN</sub> (uA)	I <sub>LIMIT</sub> Typ(A)	R <sub>ON</sub> (mΩ)	En Logic	RCB	Package
ET20135	E-FUSE with ADJ Current Limit	3.0~22	550	17	ADJ,0.05~2.0A	57	H	N	SOT23-6
ET20170	FUSE with ADJ Current Limit	4.5~18	88	11	ADJ,0.75~5	31	H	N	DFN10
ET20175	E-FUSE with OVP <sub>CLAMP</sub> and ADJ Current Limit	2.5~15	200	10	ADJ,1.0~5.0A	40	H	N	DFN10
ET20176	E-FUSE with OVP <sub>CLAMP</sub> and Current Limit(Lock up Mode)	3.0~26	60	5	ADJ,0.7~5.0A	30	H	N	QFN10
ET20176H	E-FUSE with OVP <sub>CLAMP</sub> and Current Limit( Hiccup Mode)	3.0~26	60	5	ADJ,0.7~5.0A	30	H	N	DFN8
ET20176HY	E-FUSE with OVP <sub>CLAMP</sub> and Current Limit( Hiccup Mode)	3.0~26	60	5	ADJ,0.7~5.0A	30	H	N	QFN10

## ■ Voltage Monitor / Comparator

Part Number	Description	V <sub>IN</sub> (V)	I <sub>Q</sub> (uA)	Features	Package (mm)
ET3895	ADJ Voltage Monitor	1.7~6.5	3.3	Adjustable Monitor Voltage and Delay time, Active Output High	uDFN6 (1x1.45)
ET3896	ADJ Voltage Monitor	1.7~6.5	3.3	Adjustable Monitor Voltage and Delay time, Active Output Low	uDFN6 (1x1.45)
ET8202	Low Voltage Comparator	1.5~5.5	7	Low Single Power Supply, Rail-to-Rail Input, Push-Pull Output	uDFN6 (1x1.45)
ET9818	Voltage Reset IC	0.9~5.5	3	Factory Programmable Monitor Voltage, Open Drain Output	SOT23-3
ET9819	Push Button Reboot Controller	1.75~6.0	0.01	Timer reset IC, reboot delay time can be set	DFN6

## ■ Analog Switch

Part Number	Description	V <sub>CC</sub> (V)	I <sub>CC</sub> (uA)	I <sub>OFF</sub> (uA)	R <sub>ON</sub> (Ω)	BW@-3dB (MHz)	Xtalk (dB)	THD (%)	Package (mm)
ET3157	1CH SPDT Switch	1.65~5.5	≤1	0.05	3.0	250	/	/	SC70-6 DFN6 (1×1.45)
ET3167	1CH SPDT Switch	1.8~5.5	≤1	0.05	26	500	/	/	SOT23-6
ET2467	2CH DPDT Switch	1.65~4.7	≤1	0.5	0.5	50	-62	0.01	QFN16 (3×3) QFN16L(2.6×1.8)
ET2468	2CH DPDT Switch	1.80~5.5	≤1	≤1	4.0	300	-100	/	QFN16 (3×3)
ET3856	2CH SP3T Switch	1.4~4.3	≤0.5	0.5	1.0	50	-84	0.03	QFN12 (2.2×1.4)
ET48751	8:1 CMOS Analog Signal Multiplexer	2.5~5.5	≤1	≤1	48	180	/	/	SOP16/QFN16
ET48752	2 CH 4:1 CMOS Analog Signal Multiplexer	2.5~5.5	≤1	≤1	48	180	-110	/	SOP16
ET5223	2CH SPDT Audio Switch	1.65~5.5	≤1	0.5	0.5	55	-90	0.08	QFN10 (1.4×1.8) MSOP10
ET5228H	2CH SPDT Audio Switch Negative Transmission	1.65~5.5	≤1	0.5	0.6	65	-90	0.06	QFN10 (1.4×1.8) MSOP10
ET7222	1CH DPDT USB Switch	1.65~4.5	≤1	≤1	6.0	750	-37	/	QFN10 (1.4×1.8) MSOP10
ET7228	1CH DPDT USB Switch	1.65~4.5	≤1	≤1	6.0	900	-45	/	QFN10 (1.4×1.8) MSOP10
ET7429	2CH SPDT USB Switch with OVP	2.7~5.5	30	1	6.0	1000	-90	/	CSP12 (0.4 pitch)
ET7460	Dual, SPST, Rail-to-Rail Negative signal Passing	2.7~5.5	80	3	0.1	100	-100	0.0001	CSP12 (0.4 pitch)
ET7480	Type-C USB/Audio/SENSE/MIC/SBUX Switch	2.7~5.5	65	≤1	3.5/1.0/ 0.35/4/3.5	USB 750	Audio -100	Audio 0.0001	CSP25 (0.4 pitch)



## ■ Level Shifter

Part Number	Description	V <sub>IN</sub> (V)	I <sub>Q</sub> (uA)	MDR (MHz)	Structure	Apply	Package (mm)
ET2102	2-Bit Level Shift for I <sup>2</sup> C Applications	1.65~5.5	5	>10	Open-drain,10K Pull-up	Communication Signal Conversion	uQFN8 (1.2×1.4) SOT23-8
ET2104	4-Bit Level Shift for I <sup>2</sup> C Applications	1.65~5.5	5	>10	Open-drain,10K Pull-up	Communication Signal Conversion	CSP12(0.4 pitch) QFN12 (1.8×1.8)
ET5014L	4-Bit Level Shift with 100 Mb/s Configurable	1.1~5.0	1	100	Push-pull, Bidirectional	Strong Driving Signal Conversion	QFN12 (1.7×2)
ET5014	4-Bit Level Shift with 100 Mb/s Configurable	1.2~4.5	1	100	Push-pull, Bidirectional	Strong Driving Signal Conversion	QFN12 (1.7×2)
ET4557	SIM card level translator	1.62~3.6 1.08~1.98	5/300	>10	Push-pull/ Open-drain	SIM Card	QFN10
ET4857	SD 3.0-compliant bidirectional dual voltage	2.9~3.6 1.1~2.0	100	208	Open-drain,70K Pull-up	SD Card	CSP20
ET3RL02	Clock Fan-Out Buffer with Level Shift	2.3~5.5	400	26	Push-pull	Clock Buffer	CSP8
ET74LVCH8T245	8-Bit Level Shift	1.65~5.5	20	200	Push-pull	Communication Signal Conversion	SOP24/QFN24

## ■ Type-C CC Logic and PD Controller

Part Number	Description	V <sub>BUS</sub> (V)	V <sub>DD</sub> (V)	I <sub>SD</sub> (uA)	Features	Package (mm)
ET7302	Autonomous USB Type-C Port Controller	4~28	2.85~5.5	10	Type-C Specification Release 1.3; Source, Sink, and DRP Port role Configuration, Dead Battery and No Battery Support	FCQFN8 QFN12
ET7303	CC Logic and PD Controller with TCPCI Interface	4~28	3.0~5.5	25	USB Type-C and Power Delivery (PD2.0) controller	CSP9 (0.4 pitch)
ET7304	CC Logic and PD Controller with TCPCI Interface	4~28	3.0~5.5	20	USB Type-C and Power Delivery (PD3.0) controller	CSP9 (0.4 pitch)

## ■ I/O Expander

Part Number	Description	V <sub>IN</sub> (V)	Package (mm)
ET6408Y	8-bit I <sup>2</sup> C-bus/SMBus to I/O Expander with Level Conversion, Interrupt Output	1.65~5.5	QFN16 (3x3)
ET6416Y	16-bit I <sup>2</sup> C-bus/SMBus to I/O Expander with Level Conversion, Interrupt Output	1.65~5.5	QFN24 (4x4)
ET64B16V	16-bit I <sup>2</sup> C-bus/SMBus to I/O Expander, Interrupt Output, Reset Input	1.65~5.5	TSSOP24
ET64C16V	16-bit I <sup>2</sup> C-bus/SMBus to I/O Expander, Interrupt Output	1.65~5.5	TSSOP24
ET64C16Y	16-bit I <sup>2</sup> C-bus/SMBus to I/O Expander, Interrupt Output	1.65~5.5	QFN24

## ■ Hall IC

Part Number	Description	V <sub>IN</sub> (V)	I <sub>Q</sub> (uA)	Output Logic	Output Form	Magnetic Sensitivity	Operating Cycle	Package (mm)
ET3712A30XX	Hall Switch Omni/N/S Polar	1.6~5.5	2~12	L	CMOS Open-Drain	±3.0MT	5.70/50.5 ms	DFN4(1.2x1.6) TO-92 / SOT23
ET3712A45BDCLS	Hall Switch Omni Polar	1.6~5.5	2.5	L	CMOS	±4.5MT	50.5ms	SOT23-3
ET3712A45BSCLD	Hall Switch S Polar	1.6~5.5	2.0	L	CMOS	±4.5MT	50.85ms	DFN4(1.2x1.6)
ET4712A70	Hall Switch Omni Polar	1.6~5.5	12	L	CMOS	±7.0MT	5.7ms	DFN4(1.2x1.6)
ET3713	Omni Polar Independent Output	1.6~5.5	2.5	L	CMOS	±2.5MT	50 ms	DFN4(1.2x1.6)
ET3715A30	Ultra-Low Voltage Hall Switch	1.0~3.5	12	L	CMOS	±3.0MT	5.70 ms	DFN4(1.0x1.0)
ET3716	Selectable Polarity Detection Hall Switch	1.6~3.5	12	L	CMOS	±2.0MT	5.70 ms	DFN4(1.2x1.6)

## ■ Hall IC

Part Number	Description	V <sub>IN</sub> (V)	I <sub>Q</sub> (uA)	Output Logic	Output Form	Magnetic Sensitivity	Operating Cycle	Package (mm)
ET3718AXX	Omni Polar Hall Switch	1.65~5.5	1.0	L	CMOS Open-Drain	±2.5MT, ±3.0MT ±7.0MT	50ms	DFN4(1.2x1.6) TO-92 / SOT23
ET3719	Polar Selectable Hall Effect Switch IC	1.6~3.5	12	L	CMOS	±2.5MT	6.05ms	DFN1216
ET3720	Hall sensor with Motor Driver	2.2~4.5	1.5mA	/	/	±3.5MT Typ	/	CSP4

## ■ OPA

Part Number	Description	V <sub>CC</sub> (V)	I <sub>supply</sub> (uA)	GBP (MHz)	V <sub>OS</sub> (uV)	SR (V/us)	en@1kHz (nV/√Hz)	Package
ET85001	Single ,1MHz, 60μA, Operational Amplifier	1.8~5.5	60/CH	1	±400	2	30	SOT23-5 SC70-5/DFN4
ET85002	Dual ,1MHz, 60μA, Operational Amplifier	1.8~5.5	60/CH	1	±400	2	30	SOP8
ET85004	Quad ,1MHz, 60μA, Operational Amplifier	1.8~5.5	60/CH	1	±400	2	30	SOP14
ET358	Dual ,1MHz, 60μA, Operational Amplifier	2.1~5.5	60/CH	1	±800	0.52	20	SOP8
ET85301	Single, Precision, Low IQ, Operational Amplifier	1.8~5.5	17/CH	0.35	±2	0.16	50	SOT23-5 SOP8
ET85302	Dual, Precision, Low IQ, Operational Amplifier	1.8~5.5	17/CH	0.35	±2	0.16	50	SOP8
ET85304	Quad, Precision, Low IQ, Operational Amplifier	1.8~5.5	17/CH	0.35	±2	0.16	50	SOP14
ET85501	Single, Precision, 1.5MHz, Operational Amplifier	2.7~5.5	770/CH	1.5	±1	0.4	42	SOT23-5 SOP8
ET85502	Dual, Precision, 1.5MHz, Operational Amplifier	2.7~5.5	770/CH	1.5	±1	0.4	42	SOP8

■ OPA

Part Number	Description	V <sub>cc</sub> (V)	I <sub>supply</sub> (uA)	GBP (MHz)	V <sub>os</sub> (uV)	SR (V/us)	en@1kHz (nV/√Hz)	Package
ET85504	Quad, Precision, 1.5MHz, Operational Amplifier	2.7~5.5	770/CH	1.5	±1	0.4	42	SOP14
ET85601	Single, High GBP 10MHz, Operational Amplifier	1.8~5.5	550/CH	10	±300	6.5	20	SOT23-5 SOP8
ET85602	Dual, High GBP 10MHz, Operational Amplifier	1.8~5.5	550/CH	10	±300	6.5	20	SOP8
ET85604	Quad, High GBP 10MHz, Operational Amplifier	1.8~5.5	550/CH	10	±300	6.5	20	SOP14
ET85901	Single, 36V, 3MHz Operational Amplifier	2.7~36	475/CH	3.0	±250	1.5	14	SC70-5 SOT23-5
ET85902	Dual, 36V, 3MHz Operational Amplifier	2.7~36	475/CH	3.0	±250	1.5	14	SOP8
ET85904	Quad, 36V, 3MHz Operational Amplifier	2.7~36	475/CH	3.0	±250	1.5	14	SOP14

## ■ Matrix LED Driver

Part Number	Description	V <sub>IN</sub> (V)	I <sub>OH</sub> (mA)	I <sub>OL</sub> (mA)	Seg	Grid	Dimming Levels	Key Matrix	Interface Control	Package
ET6226	32 LED Matrix 28 Key	3.0~5.5	≥25	≥150	8	4	8 step	4×7	I <sup>2</sup> C (Nonstandard)	DIP16 SOP16
ET6218R	35 LED Matrix 7 Key	3.0~5.5	≥25	≥140	8~7	4~5	8 step	1×7	3-wire Serial	DIP18
ET6224R	70 LED Matrix 20 Key	3.0~5.5	≥25	≥140	13~10	4~7	8 step	2×10	3-wire Serial	T/SSOP24 SOP24
CD1628	70 LED Matrix 20 Key	3.0~5.5	≥25	≥140	13~10	4~7	8 step	2×10	3-wire Serial	SOP28
ETK6201	77 LED Matrix 30 Key	3.0~5.5	≥25	≥140	12~11	6~7	8 step	3×10	4-wire Serial	SOP32
ET1616	28 LED Matrix	3.0~5.5	≥25	≥140	7	4	8 step	/	3-wire Serial	DIP16 SOP16
ET1620	48 LED Matrix	3.0~5.5	≥25	≥140	10~8	4~6	8 step	/	3-wire Serial	SOP20
ET1624	77 LED Matrix	3.0~5.5	≥25	≥140	14~11	4~7	8 step	/	3-wire Serial	SOP24
ET1640	128 LED Matrix	4.5~6.0	≥45	≥140	8	16	8 step	/	2-wire Serial	SOP28
ET1651	Common Anode 28 LED Matrix 7 Key	3.0~5.5	≥140	≥25	4	7	8 step	1×7	2-wire Serial	DIP16 SOP16
ET1637	Common Anode 48 LED Matrix 16 Key	3.0~5.5	≥140	≥25	6	8	8 step	2×8	2-wire Serial	SOP20
ET1629A	128 LED Matrix	3.0~5.5	≥25	≥140	16	8	8 step	/	3-wire Serial	SOP32
ET1629B	112 LED Matrix 16 Key	3.0~5.5	≥25	≥140	14	8	8 step	2×8	3-wire Serial	SOP32
ET1629C	120 LED Matrix 8 Key	3.0~5.5	≥25	≥140	15	8	8 step	1×8	3-wire Serial	SOP32

## ■ Constant Current Matrix LED Driver

Part Number	Description	V <sub>IN</sub> (V)	I <sub>OH</sub> (mA)	I <sub>OL</sub> (mA)	Seg	Grid	Dimming Levels	Key Matrix	Interface Control	Package
ET6930	High Constant Current 96 LED Matrix	4.5~6.0	≥60	≥400	8	12	16 step	/	I <sup>2</sup> C	SSOP24
ET6934	High Constant Current 128 LED Matrix	4.5~6.0	≥70	≥400	8	16	16 step	/	I <sup>2</sup> C	SOP28 EQSOP28
ET6935	High Constant Current 128 LED Matrix	4.5~6.0	≥120	≥1000	8	16	16 step	/	I <sup>2</sup> C	SOP28 EQSOP28
ET6280	Constant Current 64 LED Matrix	4.5~5.5	≥20	≥250	8	8	256 step each dot	/	2-wire Serial	SOP20 TSSOP20
ET6144	Constant Current 144 LED Matrix	4.5~5.5	≥50	≥600	12	12	256 step each dot	/	I <sup>2</sup> C	QFN32 QFP32
ET6143	Constant Current 120 LED Matrix	4.5~5.5	≥50	≥600	12	10	256 step each dot	/	I <sup>2</sup> C	QFN28 SOP28
ET6142	Constant Current 72 LED Matrix	4.5~5.5	≥50	≥600	12	6	256 step each dot	/	I <sup>2</sup> C	QFN24 SOP24

## ■ Direct Fun Light LED Driver

Part Number	Description	V <sub>IN</sub> (V)	I <sub>SHDN</sub> (uA)	CH	Dimming Levels	I <sub>MAX</sub> /CH (mA)	Interface Control	Package (mm)
ET6326	3CH with Auto-Breathing	2.7~5.5	0.1	3	192 Current each CH	24	I <sup>2</sup> C	DFN8 (1.5x1.5)
ET6312B	12CH with Auto-Breathing	2.7~5.5	0.1	12	192 Current each CH	48	I <sup>2</sup> C	QFN20 (3x3)
ET6034AY	16CH 128 Step Dimming	2.7~5.5	≤5	16	128 Current each CH	45	I <sup>2</sup> C	QFN24 (4x4)
ET6037	18CH 128 Step Dimming	2.7~5.5	≤5	18	128 Current each CH	45	I <sup>2</sup> C	QFN24 (4x4) SSOP24
ET6038	36CH 256 Step Dimming	2.7~5.5	≤5	36	256 Current each CH	42.6	I <sup>2</sup> C	QFN44 (5x5) LQFP48

## ■ LCD Matrix Driver

Part Number	Description	V <sub>IN</sub> (V)	I <sub>DD</sub> (uA)	Com	Seg	Bias	Duty	Interface Control	Package
ET6621	32x4 LCD Controller	2.4~5.2	80	4	32	1/2、1/3	1/2、1/3、1/4	4-wire Serial	SSOP48 QFP44/48
ET6622	32x8 LCD Controller	2.7~5.2	80	8	32	1/4	1/8	4-wire Serial	LQFP64/52
ET6623	48x8 LCD Controller	2.4~5.2	250	8	48	1/4	1/8	4-wire Serial	QFP100 Die
ET6625	64x8 LCD Controller	2.4~5.2	250	8	64	1/4	1/8	4-wire Serial	QFP100 Die
ET9792	Low Power 36x4 LCD Controller	2.5~5.5	5	4	36	1/2、1/3	1/4	I <sup>2</sup> C	TSSOP48
ET8528	118x2 LCD Controller	2.4~5.2	150	2	118	1/2、1	1	4-wire Serial	QFP128

## ■ Flash LED Driver

Part Number	Description	V <sub>IN</sub> (V)	I <sub>Q</sub> (mA)	I <sub>FLASH</sub> (mA)	I <sub>TORCH</sub> (mA)	Flash Time (ms)	Boost Mode	Dimming Mode	Package (mm)
ET93010A	1.5A LED Flash Driver	2.5~5.5	0.30	11~1500	1.0~375	Up to 1600	Boost	I <sup>2</sup> C Control	CSP8 (0.35 pitch)
ET93011	Inductorless 1.5A LED Flash Driver	2.5~5.5	0.30	11~1500	2.4~375	Up to 1600	LDO	I <sup>2</sup> C Control	CSP8 (0.35 pitch)
ET9381Y	850mA Charge Pump Flash LED Driver	2.7~5.5	0.3~2	850	200	200	Charge Pump	/	DFN10 (3x3)
ET9383Y	Dual 750mA LED Flash Driver with Dimming Function	3~4.8	0.45	750*2	200	700	Inductance Boost	PWM	DFN14 (3x2)

## ■ Logic IC

Part Number	Description
ET74LVC/AUP1G00	Single 2-input NAND Gate
ET74LVC/AUP1G02	Single 2-input NOR Gate
ET74LVC/AUP1G04	Single inverter Gate
ET74LVC/AUP1G07	Single non-inverting buffer with open drain output
ET74LVC/AUP1G08	Single 2-input AND Gate
ET74LVC/AUP1G14	Single Inverter with Schmitt Trigger
ET74LVC/AUP1G17	Single non-inverting Schmitt Trigger buffer
ET74LVC/AUP1G32	Single 2-input OR Gate
ET74LVC/AUP1G34	Single buffer
ET74LVC/AUP1G125	Single Non-inverting Buffer with 3-state Output
ET74LVC/AUP1G126	Single Non-inverting Buffer with 3-state Output
ET74LVC/AUP2G02	Low-Power Dual 2-input Positive-NOR gate
ET74LVC/AUP2G04	Dual inverter
ET74LVC/AUP2G07	Dual buffer with open drain output

Part Number	Description
ET74LVC/AUP2G14	Dual inverter with Schmitt trigger inputs
ET74LVC/AUP2G17	Dual buffer with Schmitt trigger input
ET74LVC/AUP2G34	Dual Buffer
ET74LVCSZ17	Single Non-inverting Schmitt Trigger Buffer
ET74LCX244	Low-Voltage CMOS Octal Buffer
ET74HC04	Hex Inverters
ET74HC14	Hex Schmitt-trigger Inverters
ET74HC138	3-to-8 Decoder/Demultiplexer
ET74HC164	8-bit Parallel-out Serial Shift Registers
ET74HC165	8-Bit Shift Register
ET74HC238	3 To 8 Line Decoder Demultiplexer
ET74HC245	8-Bits Octal 3-state Non-inverting Bus Transceiver
ET74HC573	8-bit D-type Transparent Latch with 3-state Outputs
ET74HC595	8-Bit Shift Registers with Output Latches



## ■ MOSFET

Part Number	Description	$V_{(BR)DSS}$ (V)	$I_D$ (A)	$V_{GS}$ (V)	$V_{TH}$ (V)	$R_{DS(ON)}$ @ $V_{GS}=4.5V$	$R_{DS(ON)}$ @ $V_{GS}=10V$ (m $\Omega$ )	Package
EMQ40N03T1	Single N MOS	30	40	$\pm 20$	1.6	6.5	4.3	PDFN3030-8L
EMQ40DN03T1	Dual N MOS	30	40	$\pm 20$	1.6	10.5	7	PDFN3030-8L
EMR15N03M1	Single N MOS	30	14.5	$\pm 20$	1.6	7	5	DFN2020-6L
EMR13N03M	Single N MOS	30	12.5	$\pm 12$	0.75	9	8.5	DFN2020-6L
EMR12N03T1	Single N MOS	30	12	$\pm 12$	1.6	10	6.8	DFN2020-6L
ETMC3021	N+P MOS	30	20/12	$\pm 20$	1.1/-1.5	7.5/18	5.5/11.5	SOIC-8
EM08DN12Z	Common-Drain Dual N-Channel	12	8	$\pm 10.5$	0.9	4.2	—	CSP-6L
EM02N70M	Single N MOS	20	7	$\pm 10$	0.75	14	—	SOT-23
EM06N30M	Single N MOS	60	3	$\pm 20$	1.6	88	75	SOT-23
ETM3401	Single P MOS	30	6	$\pm 18$	-0.65	50	40	SOT-23
EM02N08H	Single N MOS	20	0.75	$\pm 10$	0.75	190	—	SOT-723
EM02N08F	Single N MOS	20	0.75	$\pm 10$	0.75	190	—	DFN1006-3L
EM03N06FX	Single N MOS	60	0.34	$\pm 20$	1.3	1.4 $\Omega$	1.3 $\Omega$	DFN1006-3L
EM03N09FX	Single N MOS	30	0.93	$\pm 12$	1.0	320	—	DFN1006-3L

■ Products for Automotive

Part Number	Function	Description	Package	AECQ100 Accreditation
ET533XXAM	LDO	Wide Input Voltage 1.9 to 5.5V, 300mA LDO with EN,	SOT23-5	Qualified
ETQ5A0XX	LDO	Wide Input Voltage 1.9 to 5.5V, 1000mA LDO with EN, Low Dropout LDO	DFN8	Qualified
ETQ6H2XX	LDO	High Input Voltage 2.5V to 36V, 300mA LDO with EN, Low IQ, 2.5uA	SOT23-5	Qualified
ET5H6ADJAM	LDO	High Input Voltage 3.0V to 24V, 300mA LDO with EN, Output 1.0~5.0V	SOT23-5	Qualified
ETQ6H3XX	LDO	High Input Voltage 2.8V to 45V, 300mA LDO with EN, Low IQ, 3.0uA	SOT23-5	Qualified
ETQ8134M	DCDC	Wide Input Voltage 4.5V to 38V, 3A output Current, Synchronous buck convertor	ESOP8	Qualified
ET8131/CAM	DCDC	Wide Input Voltage 4.5V to 17V, 3A output Current, Synchronous buck convertor	FCSOT23-6 SOT563	Qualified
ET8215AM	DCDC	Input Voltage 2.7V to 4.8V, Output 5V, 1A, Synchronous Boost convertor	CSP9	Qualified
ET2016XAM	OCP	VIN 2.5V to 5.5V, 80mΩ, 0.4~2.5A, Current limit Switch	SOT23-5	Qualified
ET20176HAM	OVP and OCP	VIN 3.0V~26V, 30mΩ, 0.7~5.0A, Current limit Switch With Over-Voltage Clamp	DFN8	Qualified
ETQ74LVCH8T245	Level Shifter	8 bit 100 Level Translator with DIR control	QFN24 TSSOP24	Qualified
ET5014AM	Level Shifter	4 bit 100 Mbps Level Translator	QFN12	Qualified
ET64B16VAM	IO Expander	16 bit I2C-bus/SMBus I/O Expander	TSSOP24	Qualified
ET64C16YAM	IO Expander	16 bit I2C-bus/SMBus I/O Expander	QFN24	Qualified